


















EXERCISE 10.1

PAGE NO: 157

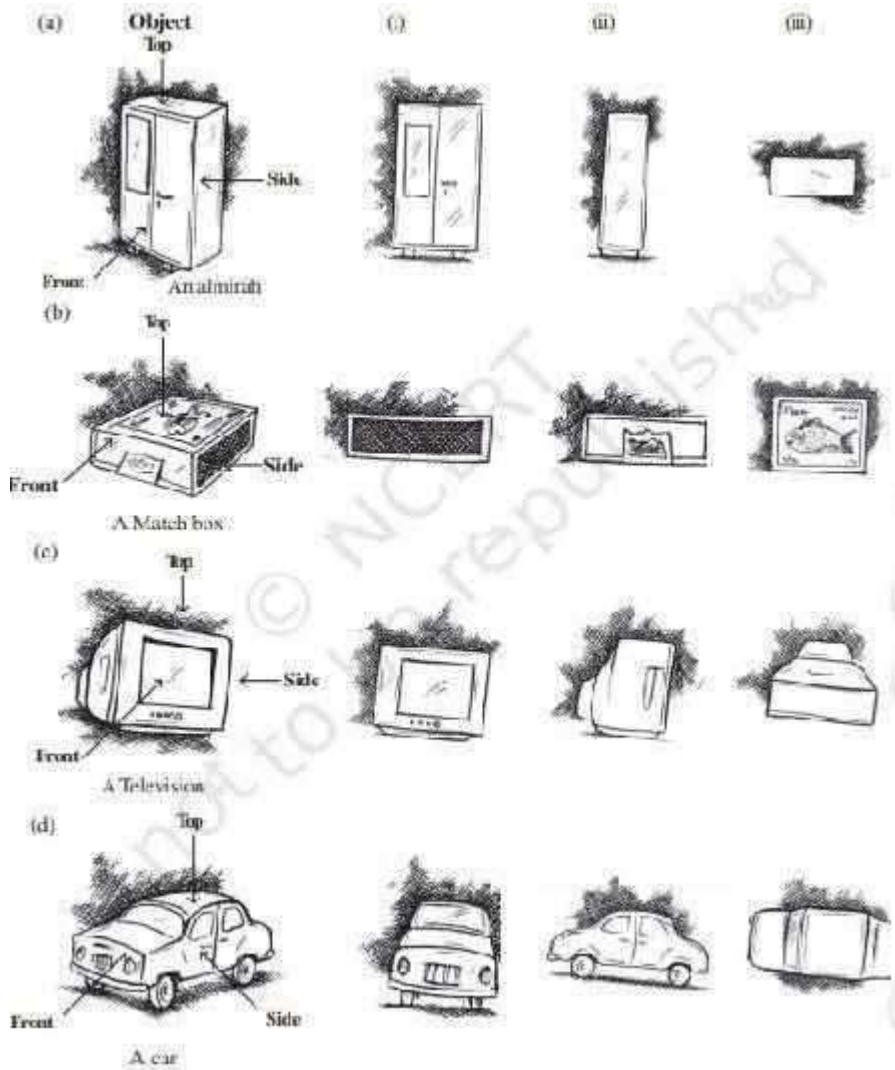
1. For each of the given solids, two views are given. Match for each solid the corresponding top and front views. The first one is done for you.

Object	Side view	Top view
(a)  A bottle	(i) 	(i) 
(b)  A weight	(ii) 	(ii) 
(c)  A flask	(iii) 	(iii) 
(d)  A cup on a saucer	(iv) 	(iv) 
(e)  A container	(v) 	(v) 

Solution:

- (a) (iii) (iv)
 (b) (i) (v)
 (c) (iv) (ii)
 (d) (v) (iii)
 (e) (ii) (i)

2. For each of the given solids, the three views are given. Identify for each solid the corresponding top, front and side views.



EducationBharat001

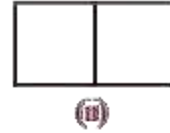
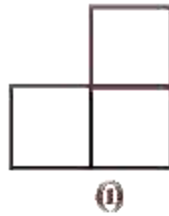
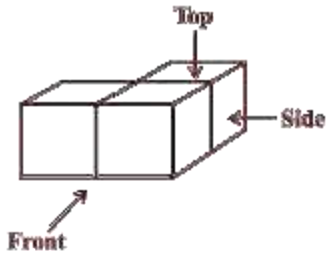
Solution:

- (a) (i) Front (ii) Side (iii) Top view
- (b) (i) Side (ii) Front (iii) Top view (c) (i) Front (ii) Side (iii) Top view
- (d) (i) Front (ii) Side (iii) Top view

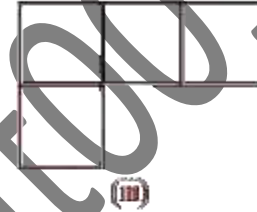
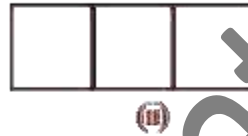
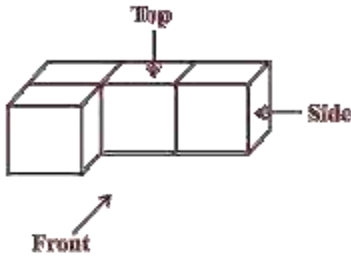
3. For each given solid, identify the top view, front view and side view.



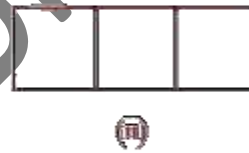
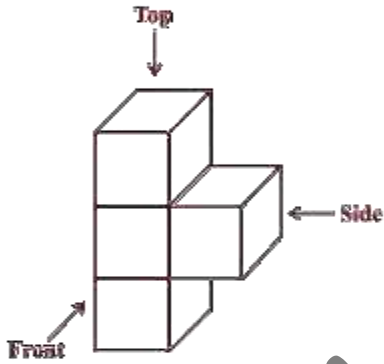
(a)



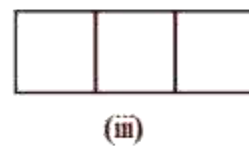
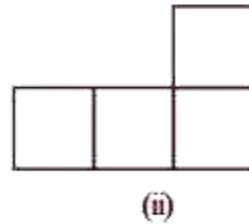
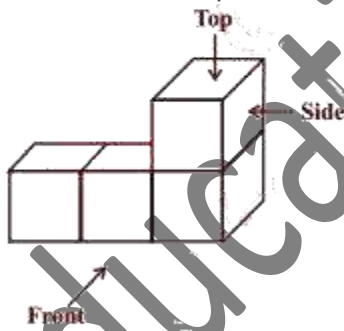
(b)



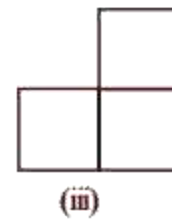
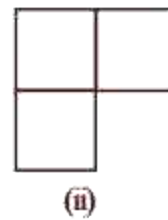
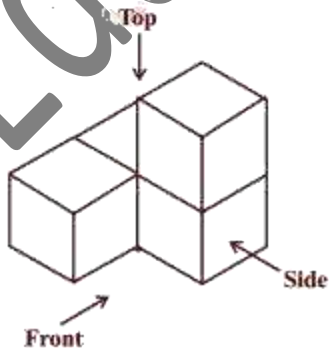
(c)



(d)



(e)



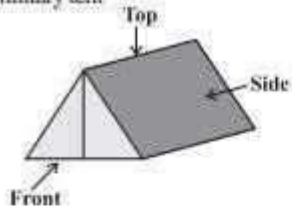


Solution:

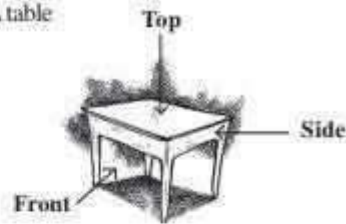
- (a) (i) Top view (ii) Front view (iii) Side view
- (b) (i) Side view (ii) Front view (iii) Top view
- (c) (i) Top view (ii) Side view (iii) Front view
- (d) (i) Side view (ii) Front View (iii) Top view
- (e) (i) Front view (ii) Top view (iii) Side view

4. Draw the front view, side view and top view of the given objects:

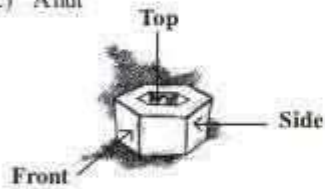
(a) A military tent



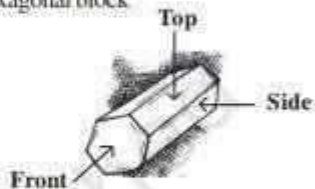
(b) A table



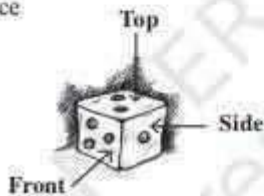
(c) A nut



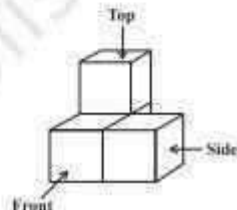
(d) A hexagonal block



(e) A dice

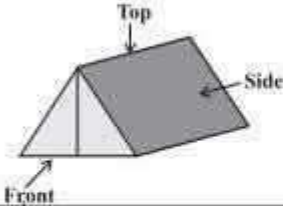
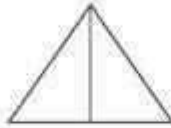

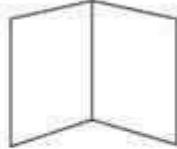
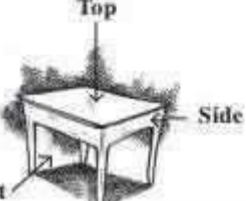
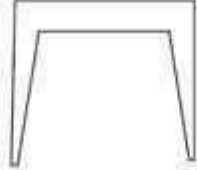




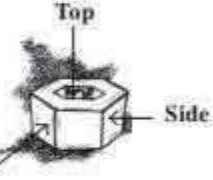
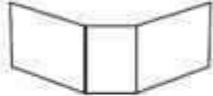
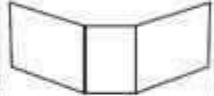

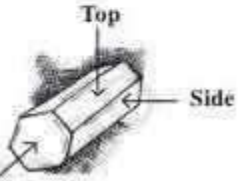



(f) A solid



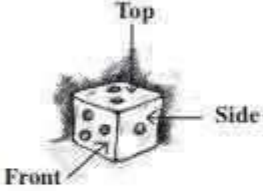



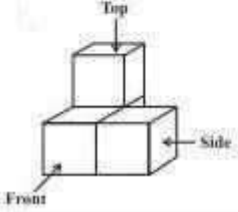


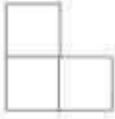
Solution:



Sl No	Object	Front-view	Side view	Top view
(a)	A military tent 			
(b)	A table 			

Sl No	Object	Front-view	Side view	Top view
(c)	A nut 			
(d)	A hexagonal block 			



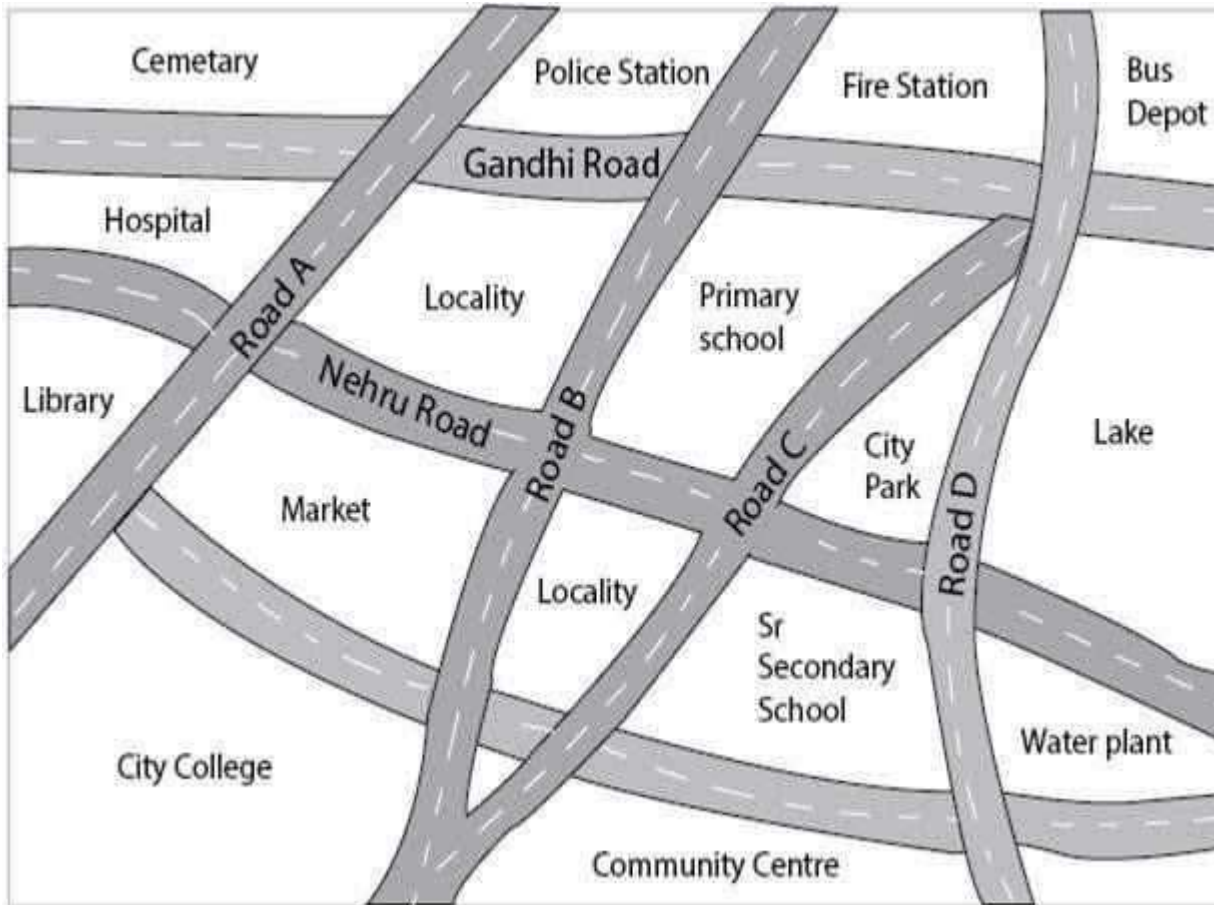
Sl No	Object	Front-view	Side view	Top view
(e)	<p>A dice</p> 			
(f)	<p>A solid</p> 			



EXERCISE 10.2

PAGE NO. 157

1. Look at the given map of a city.



Answer the following:

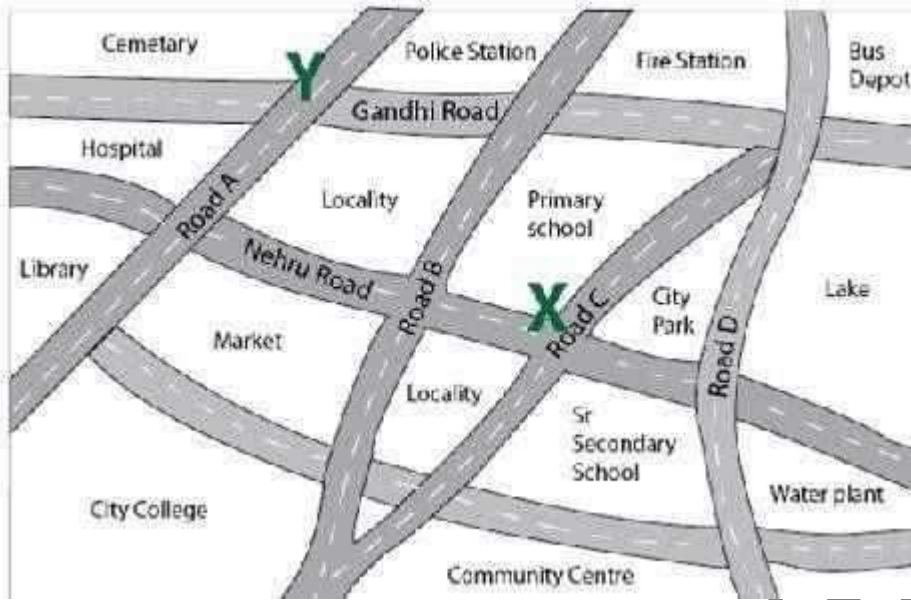
Colour the map as follows: Blue – water, red – fire station, orange – library, yellow – schools, green – park, pink – college, purple – hospital, brown – cemetery.

- Mark a green 'X' at the intersection of Road C and Nehru Road, Green 'Y' at the intersection of Gandhi Road and Road A.
- In red, draw a short street route from the library to the bus depot.
- Which is the further east, the city park or the market?
- Which is further south, the Primary School or the Sr. Secondary School?

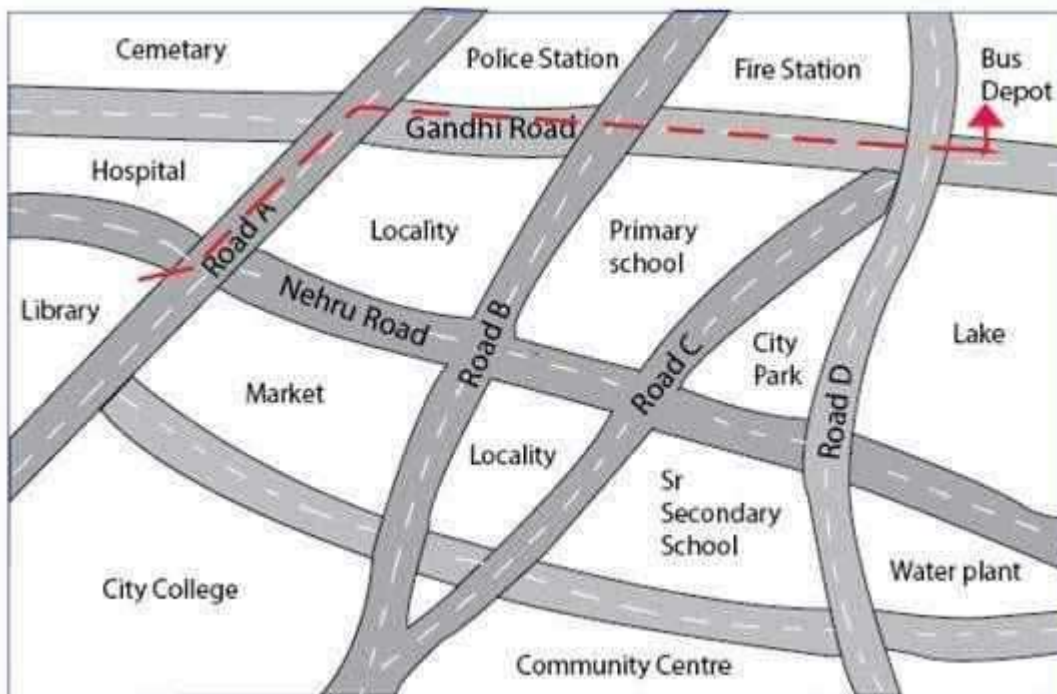
Solution:



(a)



(b)



(c) City Park

(d) Sr. Secondary School

2. Draw a map of your classroom using proper scales and symbols for different objects.



Solution:

It can be anything. For your reference, we have shared one classroom picture:



3. Draw a map of your school compound using proper scale and symbols for various features like a playground, main building, garden etc.

Solution:

Do it yourself

4. Draw a map giving instructions to your friend so that she reaches your house without any difficulty.

Solution:

Do it yourself

**EXERCISE 10.3**

PAGE NO. 166

1. Can a polyhedron have for its faces:

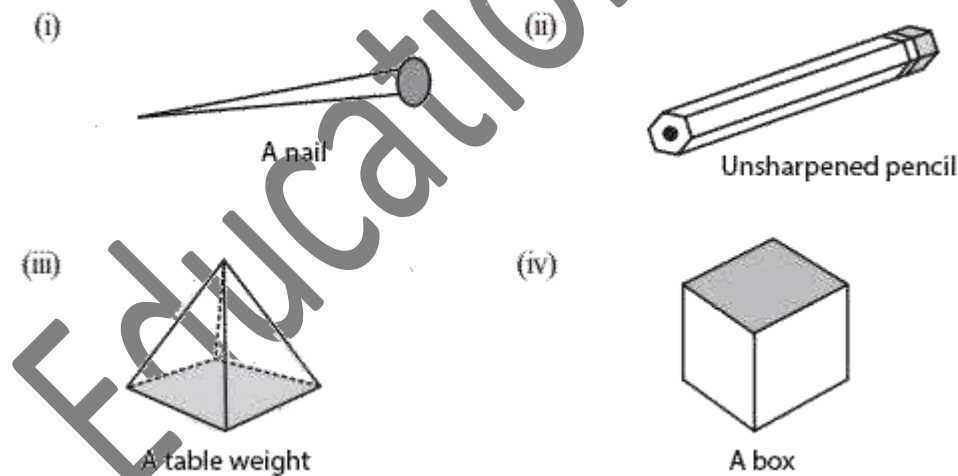
- (i) 3 Triangles?
- (ii) 4 triangles?
- (iii) A square and four triangles?

Solution:

- (i) No, such polyhedrons are not possible. A polyhedron should have a minimum of 4 faces.
- (ii) Yes, a triangular pyramid has 4 triangular faces.
- (iii) Yes, as a square pyramid has a square face and 4 triangular faces.

2. Is it possible to have a polyhedron with any given number of faces? (Hint: Think of a pyramid)**Solution:**

It is possible only if the number of faces is greater than or equal to 4.

3. Which are prisms among the following:**Solution:**

- (i) A nail: It is not a prism.
- (ii) Unsharpened pencil: It is a prism.



(iii) A table weight: It is not a prism.

(iv) A box: It is a prism.

4. (i) How are prisms and cylinders alike?

(ii) How are pyramids and cones alike?

Solution:

(i) A cylinder can look like a circular prism, a prism with a circular base.

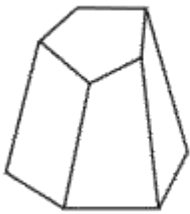
(ii) A cone can be a circular pyramid, a pyramid with a circular base.

5. Is a square prism the same as a cube? Explain.

Solution:

Yes, a square prism can also be a cube. A square prism has a square as its base. However, its height is not necessarily the same as the side of the square. Thus, a square prism can also be a cuboid.

6. Verify Euler's formula for the given solids.



(i)



(ii)

Solution:

(i) Number of faces, $F = 7$

Number of edges, $E = 15$

Number of vertices, $V = 10$

As per formula, $F + V - E = 2$

Substitute the values, we have

$$F + V - E = 7 + 10 - 15$$

$$= 2$$

Hence, verified.



(ii) Here, $F = 9$, $V = 9$ and $E = 16$

Using formula, $F + V - E = 2$

$$F + V - E = 9 + 9 - 16 = 2$$

Hence, Euler's formula is verified.

7. Using Euler's formula, find the unknown:

Faces	?	5	20
Vertices	6	?	12
Edges	12	9	?

Solution:

Euler's formula: $F + V - E = 2$

Where, $F = \text{Faces}$, $V = \text{Vertices}$ and $E = \text{Edges}$

(i) $F + 6 - 12 = 2$

$$F = 2 + 6$$

$$\Rightarrow F = 8$$

(ii) $5 + V - 9 =$

$$2 \quad 2V - 4 = 2$$

$$\Rightarrow V = 4 + 2$$

$$\Rightarrow V = 6$$

(iii) $20 + 12 - E =$

$$2 \quad 32 - E = 2$$

$$\Rightarrow E = 32 - 2$$

$$\Rightarrow E = 30$$

8. Can a polyhedron have 10 faces, 20 edges and 15 vertices?

Solution:



From the given data, we have

$$F = 10$$

$$E = 20$$

$$V = 15$$

Every polyhedron satisfies Euler's formula, which is stated as, $F + V - E = 2$

For the given polygon,

$$F + V - E = 10 + 15 - 20 = 25 - 20 = 5, \text{ which is not equal to } 2.$$

Therefore, a polyhedron cannot have 10 faces, 20 edges and 15 vertices, as Euler's formula is not satisfied.

EducationBharat001