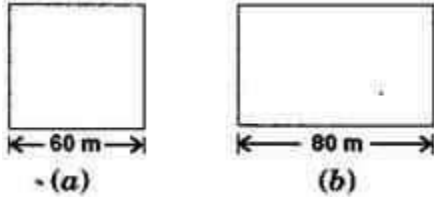




EXERCISE 11.1

PAGE NO: 171

1. A square and a rectangular field with measurements as given in the figure have the same perimeter. Which field has a larger area?



Solution:

Side of a square = 60 m (Given)

And the length of the rectangular field, $l = 80$ m (Given)

According to the question,

The perimeter of the rectangular field = Perimeter of the square field

$$2(l+b) = 4 \times \text{Side (using formulas)}$$

$$2(80+b) = 4 \times 60$$

$$160 + 2b = 240$$

$$2b = 80$$

The breadth of the rectangle is 40 m.

Now, the Area of the Square field

$$= (\text{side})^2$$

$$= (60)^2 = 3600 \text{ m}^2$$

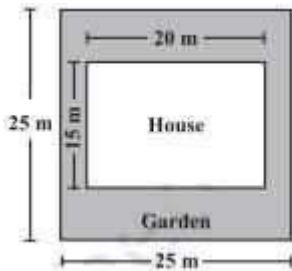
And the Area of the Rectangular field

$$= \text{length} \times \text{breadth} = 80 \times 40$$

$$= 3200 \text{ m}^2$$

Hence, the area of the square field is larger.

2. Mrs. Kaushik has a square plot with the measurement as shown in the figure. She wants to construct a house in the middle of the plot. A garden is developed around the house. Find the total cost of developing a garden around the house at the rate of Rs. 55 per m^2 .



Solution:

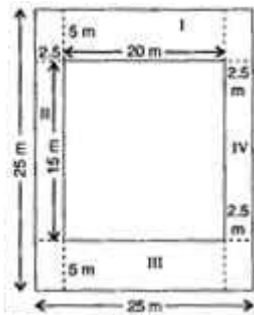
Side of the square plot = 25 m

Formula: Area of the square plot = square of the side = (side)²

$$= (25)^2 = 625$$

Therefore the area of the square plot is 625 m²

Length of the house = 20 m and



The breadth of the house = 15 m

Area of the house = length × breadth

$$= 20 \times 15 = 300 \text{ m}^2$$

Area of the garden = Area of the square plot – Area of the house

$$= 625 - 300 = 325 \text{ m}^2$$

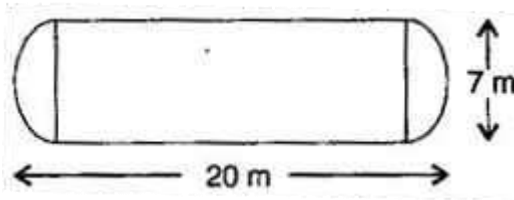
∴ The cost of developing the garden per sq. m is Rs. 55

The cost of developing the garden 325 sq. m = Rs. 55 × 325

$$= \text{Rs. } 17,875$$

Hence the total cost of developing a garden is around Rs. 17,875.

3. The shape of a garden is rectangular in the middle and semi-circular at the ends as shown in the diagram. Find the area and the perimeter of this garden [Length of rectangle is 20 – (3.5 + 3.5 meters)]



Solution::

Given: Total length = 20 m

Diameter of the semi-circle = 7 m

Radius of the semi-circle = $7/2 = 3.5$ m

Length of the rectangular field

$$= 20 - (3.5 + 3.5) = 20 - 7 = 13 \text{ m}$$

Breadth of the rectangular field = 7 m

Area of rectangular field = $l \times b$

$$= 13 \times 7 = 91 \text{ m}^2$$

Area of the two semi-circles = $2 \times (1/2) \times \pi \times r^2$

$$= 2 \times (1/2) \times 22/7 \times 3.5 \times 3.5$$

$$= 38.5 \text{ m}^2$$

Area of garden = $91 + 38.5 = 129.5 \text{ m}^2$

Now, the perimeter of the two semi-circles = $2\pi r = 2 \times (22/7) \times 3.5 = 22 \text{ m}$

And the perimeter of the garden = $22 + 13 + 13$

$$= 48 \text{ m. Answer}$$

4. A flooring tile has the shape of a parallelogram whose base is 24 cm and the corresponding height is 10 cm. How many such tiles are required to cover a floor of area 1080 m²? [If required you can split the tiles in whatever way you want to fill up the corners] Solution:

Given: Base of flooring tile = 24 cm = 0.24 m

Corresponding height of a flooring tile = 10 cm = 0.10 m

Now Area of flooring tile = Base \times Altitude

$$= 0.24 \times 0.10$$



$$= 0.024$$

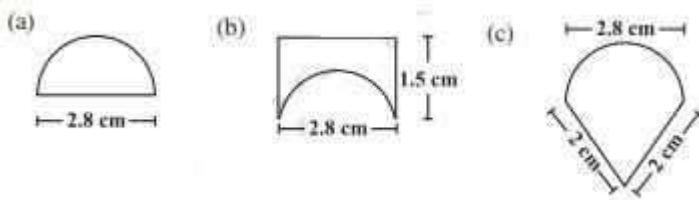
Area of flooring tile is 0.024m^2

Number of tiles required to cover the floor = $\text{Area of floor} / \text{Area of one tile} = 1080 / 0.024 =$

45000 tiles

Hence 45000 tiles are required to cover the floor.

5. An ant is moving around a few food pieces of different shapes scattered on the floor. For which food-piece would the ant have to take a longer round? Remember, circumference of a circle can be obtained by using the expression $C = 2\pi r$, where r is the radius of the circle.



Solution:

(a) Radius = $\text{Diameter} / 2 = 2.8 / 2 \text{ cm} = 1.4 \text{ cm}$

Circumference of semi-circle = πr

$$= (22/7) \times 1.4 = 4.4$$

Circumference of the semi-circle is 4.4 cm.

Total distance covered by the ant = $\text{Circumference of semi-circle} + \text{Diameter}$

$$= 4.4 + 2.8 = 7.2 \text{ cm}$$

(b) Diameter of semi-circle = 2.8 cm

$$\text{Radius} = \text{Diameter} / 2 = 2.8 / 2 = 1.4 \text{ cm}$$

Circumference of semi-circle = πr

$$= (22/7) \times 1.4 = 4.4 \text{ cm}$$

Total distance covered by the ant = $1.5 + 2.8 + 1.5 + 4.4 = 10.2 \text{ cm}$

(c) Diameter of semi-circle = 2.8 cm

$$\text{Radius} = \text{Diameter} / 2 = 2.8 / 2$$

$$= 1.4 \text{ cm}$$

Circumference of semi-circle = πr



$$= (22/7) \times 1.4$$

$$= 4.4 \text{ cm}$$

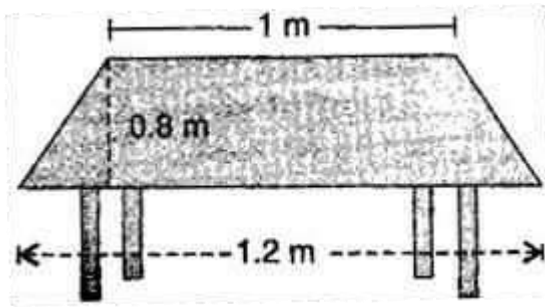
$$\text{Total distance covered by the ant} = 2 + 2 + 4.4 = 8.4 \text{ cm}$$

After analyzing the results of three figures, we concluded that for figure (b) food piece, the ant would take a longer round.

EXERCISE 11.2

PAGE NO: 177

1. The shape of the top surface of a table is a trapezium. Find its area if its parallel sides are 1 m and 1.2 m and perpendicular distance between them is 0.8 m.



Solution: One parallel side of the trapezium (a) = 1 m

And second side (b) = 1.2 m and height (h) = 0.8 m

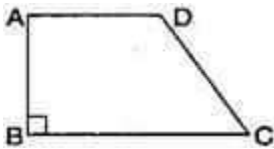
Area of top surface of the table = $(\frac{1}{2}) \times (a+b)h$

$$= (\frac{1}{2}) \times (1+1.2) \times 0.8$$

$$= (\frac{1}{2}) \times 2.2 \times 0.8 = 0.88$$

Area of top surface of the table is 0.88 m^2 .

2. The area of a trapezium is 34 cm^2 and the length of one of the parallel sides is 10 cm and its height is 4 cm. Find the length of the other parallel side.



Solution: Let the length of the other parallel side be b.

Length of one parallel side, a = 10 cm height, (h) = 4

cm and

Area of a trapezium is 34 cm^2

Formula for, Area of trapezium = $(\frac{1}{2}) \times (a+b)h$

$$34 = \frac{1}{2}(10+b) \times 4$$

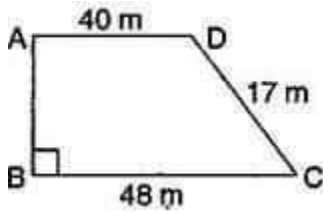
$$34 = 2 \times (10+b)$$

After simplifying, b = 7

Hence another required parallel side is 7 cm.

3. Length of the fence of a trapezium shaped field ABCD is 120 m. If BC = 48 m, CD = 17 m and AD = 40 m, find the area of this field. Side AB is perpendicular to the parallel sides AD and BC.

Solution:



Given: $BC = 48$ m, $CD = 17$ m,

$AD = 40$ m and perimeter = 120 m

∴ Perimeter of trapezium ABCD

$$= AB + BC + CD + DA$$

$$120 = AB + 48 + 17 + 40$$

$$120 = AB + 105$$

$$AB = 120 - 105 = 15 \text{ m}$$

Now, Area of the field = $(\frac{1}{2}) \times (BC + AD) \times AB$

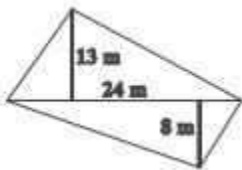
$$= (\frac{1}{2}) \times (48 + 40) \times 15$$

$$= (\frac{1}{2}) \times 88 \times 15$$

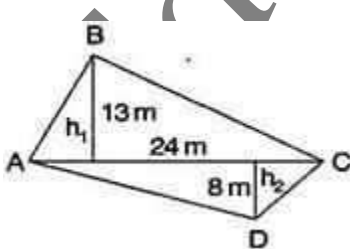
$$= 660$$

Hence, area of the field ABCD is 660m^2 .

4. The diagonal of a quadrilateral shaped field is 24 m and the perpendiculars dropped on it from the remaining opposite vertices are 8 m and 13 m. Find the area of the field.



Solution:



Consider, $h_1 = 13$ m, $h_2 = 8$ m and $AC = 24$ m



Area of quadrilateral ABCD = Area of triangle ABC + Area of triangle ADC

$$= \frac{1}{2}(bh_1) + \frac{1}{2}(bh_2)$$

$$= \frac{1}{2} \times b(h_1 + h_2) = \left(\frac{1}{2}\right) \times 24 \times (13 + 8)$$

$$= \left(\frac{1}{2}\right) \times 24 \times 21 = 252$$

Hence, the required area of the field is 252 m²

5. The diagonals of a rhombus are 7.5 cm and 12 cm. Find its area.

Solution:

Given: $d_1 = 7.5$ cm and $d_2 = 12$ cm

We know that the area of a rhombus = $\left(\frac{1}{2}\right) \times d_1 \times d_2$

$$= \left(\frac{1}{2}\right) \times 7.5 \times 12 = 45$$

Therefore, the area of the rhombus is 45 cm².

6. Find the area of a rhombus whose side is 5 cm and whose altitude is 4.8 cm. If one of the diagonals is 8 cm long, find the length of the other diagonal.

Solution: Since a rhombus is also a kind of parallelogram,

The formula for Area of rhombus = Base \times Altitude

Putting values, we have

$$\text{Area of rhombus} = 6 \times 4 = 24$$

Area of rhombus is 24 cm²

Also, Formula for Area of rhombus = $\left(\frac{1}{2}\right) \times d_1 \times d_2$

After substituting the values, we get

$$24 = \left(\frac{1}{2}\right) \times 8 \times d_2$$

$$= 6$$

Hence, the length of the other diagonal is 6 cm.

7. The floor of a building consists of 3000 tiles which are rhombus shaped and each of its diagonals are 45 cm and 30 cm in length. Find the total cost of polishing the floor, if the cost per m² is Rs. 4.

Solution:

Length of one diagonal, $d_1 = 45$ cm and $d_2 = 30$ cm



∴ Area of one tile = $(\frac{1}{2})d_1d_2 =$

$$(\frac{1}{2}) \times 45 \times 30 = 675$$

Area of one tile is 675 cm²

Area of 3000 tiles is

$$= 675 \times 3000 = 2025000 \text{ cm}^2$$

$$= 2025000/10000$$

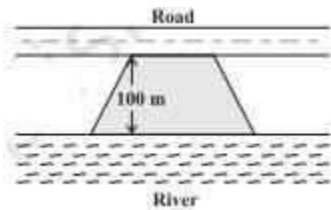
$$= 202.50 \text{ m}^2 [\because 1\text{m}^2 = 10000 \text{ cm}^2]$$

∴ Cost of polishing the floor per sq. meter = 4

$$\text{Cost of polishing the floor per } 202.50 \text{ sq. meter} = 4 \times 202.50 = 810$$

Hence the total cost of polishing the floor is Rs. 810.

8. Mohan wants to buy a trapezium shaped field. Its side along the river is parallel to and twice the side along the road. If the area of this field is 10500 m² and the perpendicular distance between the two parallel sides is 100 m, find the length of the side along the river.



Solution:

Perpendicular distance (h) = 100 m (Given)

Area of the trapezium-shaped field = 10500 m² (Given)

Let the side along the road be 'x' m and the side along the river = 2x m

Area of the trapezium field = $(\frac{1}{2}) \times (a+b) \times h$

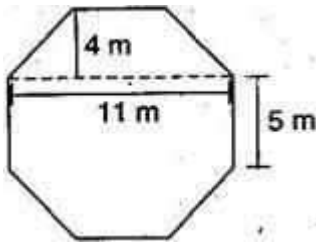
$$10500 = (\frac{1}{2}) \times (x+2x) \times 100$$

$$10500 = 3x \times 50$$

After simplifying, we have x = 70, which means the side along the river is 70 m

Hence, the side along the river = 2x = 2(70) = 140 m.

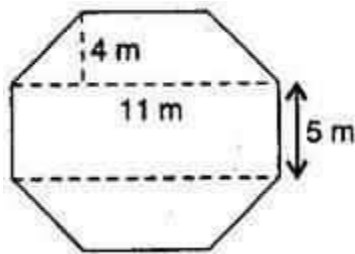
9. Top surface of a raised platform is in the shape of a regular octagon as shown in the figure. Find the area of the octagonal surface.



Solution:

The octagon has eight equal sides, each 5 m. (given)

Divide the octagon as shown in the below figure, 2 trapeziums whose parallel and perpendicular sides are 11 m and 4 m respectively and 3rd one is rectangle having length and breadth 11 m and 5 m respectively.



Now, Area of two trapeziums = $2 \left[\left(\frac{1}{2} \right) \times (a+b) \times h \right]$

$$= 2 \times \left(\frac{1}{2} \right) \times (11+5) \times 4$$

$$= 4 \times 16 = 64$$

Area of two trapeziums is 64 m²

Also, Area of rectangle = length \times breadth

$$= 11 \times 5 = 55$$

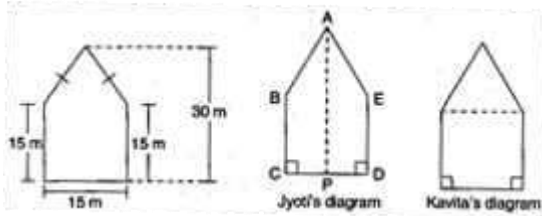
Area of rectangle is 55 m²

Total area of octagon = 64 + 55

$$= 119 \text{ m}^2$$

10. There is a pentagonal shaped park as shown in the figure.

For finding its area Jyoti and Kavita divided it in two different ways.



Find the area of this park using both ways. Can you suggest some other way of finding its area?

Solution:

First way: By Jyoti's diagram,

Area of pentagon = Area of trapezium ABCP + Area of trapezium AEDP

$$= \left(\frac{1}{2}\right)(AP+BC) \times CP + \left(\frac{1}{2}\right)(ED+AP) \times DP$$

$$= \left(\frac{1}{2}\right)(30+15) \times CP + \left(\frac{1}{2}\right)(15+30) \times DP$$

$$= \left(\frac{1}{2}\right) \times (30+15) \times (CP+DP)$$

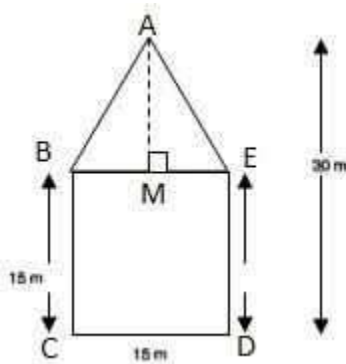
$$= \left(\frac{1}{2}\right) \times 45 \times CD$$

$$= \left(\frac{1}{2}\right) \times 45 \times 15$$

$$= 337.5 \text{ m}^2$$

Area of pentagon is 337.5 m²

Second way: By Kavita's diagram



Here, a perpendicular AM is drawn to BE.

$$AM = 30 - 15 = 15 \text{ m}$$

Area of pentagon = Area of triangle ABE + Area of square BCDE (from above figure)

$$= \left(\frac{1}{2}\right) \times 15 \times 15 + (15 \times 15)$$

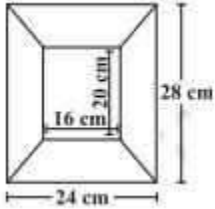


$$= 112.5 + 225.0$$

$$= 337.5$$

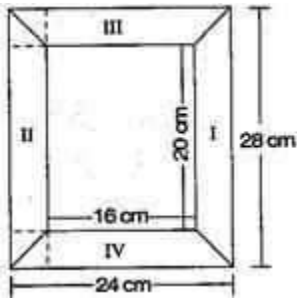
Hence, the total area of pentagon-shaped park = 337.5 m²

11. Diagram of the adjacent picture frame has outer dimensions = 24 cm × 28 cm and inner dimensions 16 cm × 20 cm. Find the area of each section of the frame, if the width of each section is same.



Solution:

Divide given figure into 4 parts, as shown below:



Here two of the given figures (I) and (II) are similar in dimensions.

And also, figures (III) and (IV) are similar in dimensions.

Area of figure (I) = Area of trapezium

$$= \frac{1}{2} \times (a+b) \times h$$

$$= \frac{1}{2} \times (28+20) \times 4$$

$$= \frac{1}{2} \times 48 \times 4 = 96$$

Area of figure (I) = 96 cm²

Also, Area of figure (II) = 96 cm²

Now, Area of figure (III) = Area of trapezium

$$= \frac{1}{2} \times (a+b) \times h$$

$$= \frac{1}{2} \times (24+16) \times 4$$



$$= (\frac{1}{2}) \times 40 \times 4 = 80$$

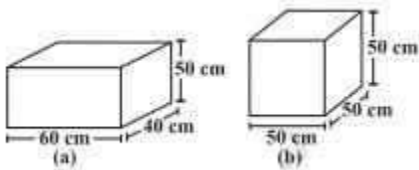
Area of figure (III) is 80 cm^2

Also, Area of figure (IV) = 80 cm^2

EXERCISE 11.3

PAGE NO: 186

1. There are two cuboidal boxes as shown in the adjoining figure. Which box requires the lesser amount of material to make?



Solution:



(a) Given: Length of cuboidal box (l) = 60 cm

Breadth of cuboidal box (b) = 40 cm

Height of cuboidal box (h) = 50 cm

Total surface area of cuboidal box = $2(lb+bh+hl)$

$$= 2(60 \times 40 + 40 \times 50 + 50 \times 60)$$

$$= 2(2400 + 2000 + 3000)$$

$$= 14800 \text{ cm}^2$$

(b) Length of cubical box (l) = 50 cm

Breadth of cubical box (b) = 50 cm

Height of cubical box (h) = 50 cm

Total surface area of cubical box = $6(\text{side})^2$

$$= 6(50 \times 50)$$

$$= 6 \times 2500$$

$$= 15000$$

Surface area of the cubical box is 15000 cm²

From the result of (a) and (b), cuboidal box requires the lesser amount of material to make.

2. A suitcase with measures 80 cm x 48 cm x 24 cm is to be covered with a tarpaulin cloth. How many meters of tarpaulin of width 96 cm is required to cover 100 such suitcases?

Solution:

Length of suitcase box, l = 80 cm,

Breadth of suitcase box, b = 48 cm

And Height of cuboidal box, h = 24 cm

Total surface area of suitcase box = $2(lb+bh+hl)$

$$= 2(80 \times 48 + 48 \times 24 + 24 \times 80)$$

$$= 2(3840 + 1152 + 1920)$$

$$= 2 \times 6912$$

$$= 13824$$



Total surface area of suitcase box is 13824 cm^2

Area of Tarpaulin cloth = Surface area of suitcase

$$l \times b = 13824 \quad 1 \times 96 = 13824 \quad 1 = 144$$

Required tarpaulin for 100 suitcases = $144 \times 100 = 14400 \text{ cm} = 144 \text{ m}$

Hence tarpaulin cloth required to cover 100 suitcases is 144 m.

3. Find the side of a cube whose surface area is 600 cm^2 .

Solution:

Surface area of cube = 600 cm^2 (Given)

Formula for surface area of a cube = $6(\text{side})^2$

Substituting the values, we get

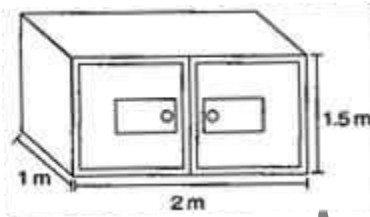
$$6(\text{side})^2 = 600$$

$$(\text{side})^2 = 100$$

$$\text{Or side} = \pm 10$$

Since side cannot be negative, the measure of each side of a cube is 10 cm

4. Rukshar painted the outside of the cabinet of measure $1 \text{ m} \times 2 \text{ m} \times 1.5 \text{ m}$. How much surface area did she cover if she painted all except the bottom of the cabinet?



Solution:

Length of cabinet, $l = 2 \text{ m}$, Breadth of cabinet, $b = 1 \text{ m}$ and Height of cabinet, $h = 1.5 \text{ m}$

Area painted = Total surface area of the cabinet – Area of bottom

$$\text{Total surface area of the cabinet} = 2(lb + bh + hl)$$

$$= 2(2 \times 1 + 1 \times 1.5 + 1.5 \times 2)$$

$$= 2(2 + 1.5 + 3.0)$$

$$= 13 \text{ m}^2$$



Area of bottom = Length \times Breadth

$$= 2 \times 1$$

$$= 2 \text{ m}^2$$

$$\text{Area painted} = 13 - 2 = 11 \text{ m}^2$$

The required surface area of the cabinet is 11 m^2 .

5. Daniel is painting the walls and ceiling of a cuboidal hall with length, breadth and height of 15 m, 10 m and 7 m respectively. From each can of paint 100 m^2 of area is painted. How many cans of paint will she need to paint the room?

Solution:

Length of wall, $l = 15 \text{ m}$, Breadth of wall, $b = 10 \text{ m}$ and Height of wall, $h = 7 \text{ m}$

Total Surface area of classroom = $lb + 2(bh + hl)$

$$= 15 \times 10 + 2(10 \times 7 + 7 \times 15)$$

$$= 150 + 2(70 + 105)$$

$$= 150 + 350$$

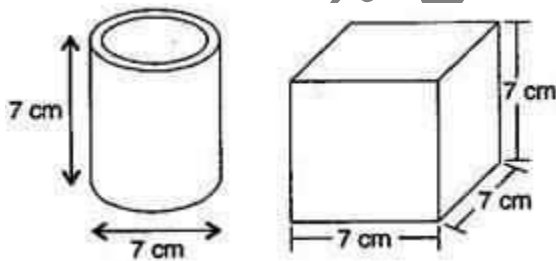
$$= 500$$

Now, Required number of cans = Area of hall / Area of one can

$$= 500 / 100 = 5$$

Therefore, 5 cans are required to paint the room.

6. Describe how the two figures below are alike and how they are different. Which box has larger lateral surface areas?



Solution:

Similarity

Both figures have the same length and the same height

**Difference**

The first figure has circular bottom and top

The second figure has square bottom and top

The first figure is a cylinder and the second figure is a cube

Diameter of cylinder = 7 cm (Given)

Radius of cylinder, $r = 7/2$ cm

Height of cylinder, $h = 7$ cm

Lateral surface area of cylinder = $2\pi rh$

$$= 2 \times (22/7) \times (7/2) \times 7 = 154$$

So, Lateral surface area of cylinder is 154 cm²

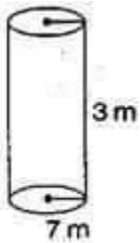
Now, lateral surface area of cube = $4(\text{side})^2 = 4 \times 7^2 = 4 \times 49 = 196$

Lateral surface area of cube is 196 cm²

Hence, the cube has a larger lateral surface area.

7. A closed cylindrical tank of radius 7 m and height 3 m is made from a sheet of metal. How much sheet of metal is required?

Solution:



Radius of cylindrical tank, $r = 7$ m

Height of cylindrical tank, $h = 3$ m

Total surface area of cylindrical tank = $2\pi r(h+r)$

$$= 2 \times (22/7) \times 7(3+7)$$

$$= 44 \times 10 = 440$$

Therefore, 440 m² metal sheet is required.



8. The lateral surface area of a hollow cylinder is 4224cm^2 . It is cut along its height and formed a rectangular sheet of width 33 cm. Find the perimeter of rectangular sheet?

Solution:

Lateral surface area of hollow cylinder = 4224 cm^2

Width of rectangular sheet = 33 cm and say l be the length of the rectangular sheet

Lateral surface area of cylinder = Area of the rectangular sheet

$$4224 = b \times l \quad 4224 =$$

$$33 \times l = 4224/33 =$$

$$128\text{ cm}$$

So the length of the rectangular sheet is 128 cm.

Also, Perimeter of rectangular sheet = $2(l+b)$

$$= 2(128+33)$$

$$= 322\text{ cm}$$

The perimeter of the rectangular sheet is 322 cm.

9. A road roller takes 750 complete revolutions to move once over to level a road. Find the area of the road if the diameter of a road roller is 84 cm and length 1 m.



Solution:

Diameter of road roller, $d = 84\text{ cm}$

Radius of road roller, $r = d/2 = 84/2 = 42\text{ cm}$

Length of road roller, $h = 1\text{ m} = 100\text{ cm}$

Formula for Curved surface area of road roller = $2\pi rh$

$$= 2 \times (22/7) \times 42 \times 100 = 26400$$

Curved surface area of the road roller is 26400 cm^2



Again, Area covered by the road roller in 750 revolutions = $26400 \times 750 \text{ cm}^2$

$$= 1,98,00,000 \text{ cm}^2$$

$$= 1980 \text{ m}^2 \quad [\because 1 \text{ m}^2 = 10,000 \text{ cm}^2]$$

Hence the area of the road is 1980 m^2 .

10. A company packages its milk powder in cylindrical container whose base has a diameter of 14 cm and height 20 cm. Company places a label around the surface of the container (as shown in figure). If the label is placed 2 cm from top and bottom, what is the area of the label?



Solution:

Diameter of the cylindrical container, $d = 14 \text{ cm}$

Radius of cylindrical container, $r = d/2 = 14/2 = 7 \text{ cm}$

Height of cylindrical container = 20 cm

Height of the label, say $h = 20 - 2 - 2$ (from the figure)

$$= 16 \text{ cm}$$

Curved surface area of label = $2\pi rh$

$$= 2 \times (22/7) \times 7 \times 16$$

$$= 704$$

Hence, the area of the label is 704 cm^2 .

**EXERCISE 11.4**

PAGE NO: 191

1. Given a cylindrical tank, in which situation will you find surface area and in which situation volume.

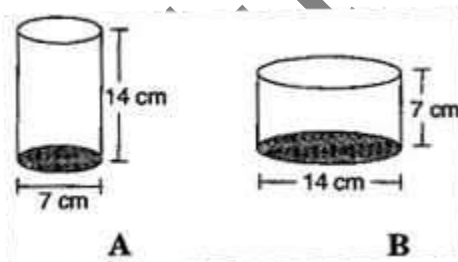
- (a) To find how much it can hold.
- (b) Number of cement bags required to plaster it.
- (c) To find the number of smaller tanks that can be filled with water from it.

Solution: We find an area when a region is covered by a boundary, such as the outer and inner surface area of a cylinder, a cone, a sphere and surface of wall or floor.

To find the amount of space occupied by an object such as water, milk, coffee, tea, etc., we have to find out the volume of the object.

- (a) Volume (b) Surface area (c) Volume

2. Diameter of cylinder A is 7 cm and the height is 14 cm. Diameter of cylinder B is 14 cm and height is 7 cm. Without doing any calculations can you suggest whose volume is greater? Verify it by finding the volume of both the cylinders. Check whether the cylinder with greater volume also has greater surface area.



Solution:

Yes, we can say that volume of cylinder B is greater, since radius of cylinder B is greater than that of cylinder A.

**Find Volume for cylinders A and B**

Diameter of cylinder A = 7 cm

Radius of cylinder A = $7/2$ cm

And Height of cylinder A = 14 cm

Volume of cylinder A = $\pi r^2 h$

$$= (22/7) \times (7/2) \times (7/2) \times 14 = 539$$

Volume of cylinder A is 539 cm³

Now, Diameter of cylinder B = 14 cm

Radius of cylinder B = $14/2 = 7$ cm

And Height of cylinder B = 7 cm

Volume of cylinder B = $\pi r^2 h$

$$= (22/7) \times 7 \times 7 \times 7 = 1078$$

Volume of cylinder B is 1078 cm³

Find the surface area of cylinders A and B

Surface area of cylinder A = $2\pi r(r+h)$

$$= 2 \times 22/7 \times 7/2 \times (7/2 + 14) = 385$$

Surface area of cylinder A is 385 cm²

Surface area of cylinder B = $2\pi r(r+h)$

$$= 2 \times (22/7) \times 7(7+7) = 616$$

Surface area of cylinder B is 616 cm²

Yes, the cylinder with greater volume also has a greater surface area.

3. Find the height of a cuboid whose base area is 180 cm² and volume is 900 cm³?

Solution:

Given, Base area of cuboid = 180 cm² and Volume of cuboid = 900 cm³



We know that, Volume of cuboid = $l b h$

$$900 = 180 \times h \text{ (substituting the values) } h =$$

$$900/180 = 5$$

Hence the height of the cuboid is 5 cm.

4. A cuboid is of dimensions 60 cm×54 cm×30 cm. How many small cubes with side 6 cm can be placed in the given cuboid?

Solution:

Given, Length of cuboid, $l = 60$ cm, Breadth of cuboid, $b = 54$ cm and

Height of cuboid, $h = 30$ cm

We know that, Volume of cuboid = $l b h = 60 \times 54 \times 30 = 97200 \text{ cm}^3$

And Volume of cube = $(\text{Side})^3$

$$= 6 \times 6 \times 6 = 216 \text{ cm}^3$$

Also, the Number of small cubes = volume of cuboid / volume of cube

$$= 97200/216$$

$$= 450$$

Hence, the required number of cubes is 450.

5. Find the height of the cylinder whose volume is 1.54 m^3 and diameter of the base is 140 cm.

Solution:

Given: Volume of cylinder = 1.54 m^3 and Diameter of cylinder = 140 cm

$$\text{Radius } (r) = d/2 = 140/2 = 70 \text{ cm}$$

Volume of cylinder = $\pi r^2 h$


$$1.54 = (22/7) \times 0.7 \times 0.7 \times h$$

After simplifying, we get the value of h , which is,

$$h = (1.54 \times 7) / (22 \times 0.7 \times 0.7) \quad h = 1$$

Hence, the height of the cylinder is 1 m.

6. A milk tank is in the form of cylinder whose radius is 1.5 m and length is 7 m. Find the quantity of milk in liters that can be stored in the tank.



Solution:

Given, Radius of cylindrical tank, $r = 1.5$ m and Height of cylindrical tank, $h = 7$ m

Volume of cylindrical tank, $V = \pi r^2 h$

$$= (22/7) \times 1.5 \times 1.5 \times 7$$

$$= 49.5 \text{ m}^3$$

$$= 49.5 \times 1000 \text{ liters} = 49500 \text{ liters}$$

[∵ $1 \text{ m}^3 = 1000$ litres]

Hence, the required quantity of milk is 49500 litres.

7. If each edge of a cube is doubled,

(i) how many times will its surface area increase?

(ii) how many times will its volume increase?

Solution:

(i) Let the edge of the cube be “ l ”.

Formula for Surface area of the cube, $A = 6l^2$

When the edge of the cube is doubled, then

Surface area of the cube, say $A' = 6(2l)^2 = 6 \times 4l^2 = 4(6l^2)$

$$A' = 4A$$

Hence, the surface area will increase by four times.

(ii) Volume of a cube, $V = l^3$

When the edge of the cube is doubled, then

Volume of the cube, say $V' = (2l)^3 = 8(l^3)$



$$V' = 8 \times V$$

Hence, the volume will increase 8 times.

8. Water is pouring into a cuboidal reservoir at the rate of 60 liters per minute. If the volume of reservoir is 108 m^3 , find the number of hours it will take to fill the reservoir.

Solution:

Given, the volume of the reservoir = 108 m^3

Rate of pouring water into cuboidal reservoir = 60 litres/minute

$$= 60/1000 \text{ m}^3 \text{ per minute}$$

Since 1 liter = $(1/1000) \text{ m}^3$

$$= (60 \times 60)/1000 \text{ m}^3 \text{ per hour}$$

Therefore, $(60 \times 60)/1000 \text{ m}^3$ water filled in reservoir will take = 1 hour

Therefore 1 m^3 water filled in reservoir will take = $1000/(60 \times 60)$ hours

Therefore, 108 m^3 water filled in reservoir will take = $(108 \times 1000)/(60 \times 60)$ hours = 30 hours

Answer: It will take 30 hours to fill the reservoir.